



District Report Card: 2017


State: Rajasthan	District: Bharatpur
Class: 8	Subject: Mathematics
Schools: 49	Students: 1115


Participation/Coverage


Students

<div>GENDER</div> <div></div>	Boys		Girls	
	Number	%	Number	%
	398	35.70	717	64.30

<div>AREA</div> <div></div>	Rural		Urban	
	Number	%	Number	%
	1032	92.56	83	7.44

<div>CATEGORY</div> <div></div>	SC		ST		OBC		GEN	
	Number	%	Number	%	Number	%	Number	%
	409	36.68	19	1.70	608	54.53	79	7.09

<div>CWSN</div> <div></div>	LD	VI	HI	S&LD	ID	Oth
	6	3	0	1	1	43

<div>Management</div> <div></div>	Government		Government-aided	
	Number	%	Number	%
	1115	100.00	0	0.00

Average Performance of Students in Mathematics (%)

Overall	Gender		Area		Management		Social Group			
	Male	Female	Rural	Urban	Govt.	Aided	SC	ST	OBC	GEN
62.81	63.40	62.48	63.42	55.26	62.81	0.00	61.97	67.72	62.84	65.74

Performance on Learning Outcomes (LOs)

Learning Outcomes	Description	Average Performance(%)
M601	Solves problems involving large numbers by applying appropriate operations	55.02
M606	Solves problems on daily life situations involving addition and subtraction of fractions / decimals	77.06
M620	Finds out the perimeter and area of rectangular objects in the surroundings like floor of the class room, surfaces of a chalk box etc.	77.47
M621	Arranges given/collected information in the form of table, pictograph and bar graph and interprets them	68.10
M702	Interprets the division and multiplication of fractions	49.78
M705	Solves problems related to daily life situations involving rational numbers	68.07
M706	Uses exponential form of numbers to simplify problems involving multiplication and division of large numbers	65.17
M707	Adds/subtracts algebraic expressions	80.99
M710	Solves problems related to conversion of percentage to fraction and decimal and vice versa	66.97
M717	Finds out approximate area of closed shapes by using unit square grid/graph sheet	46.42
M719	Finds various representative values for simple data from her/his daily life contexts like mean, median and mode	64.08
M721	Interprets data using bar graph	72.35
M801	Generalizes properties of addition, subtraction, multiplication and division of rational numbers through patterns	48.83
M802	Finds rational numbers between two given rational numbers	66.07
M803	Proves divisibility rules of 2, 3, 4, 5, 6, 9 and 11	73.84
M804	Finds squares, cubes, square roots and cube roots of numbers using different methods	78.28
M808	Uses various algebraic identities in solving problems of daily life	26.93
M812	Verifies properties of parallelogram and establishes the relationship between them through reasoning	53.80
M818	Finds surface area and volume of cuboidal and cylindrical object	30.34
M819	Draws and interprets bar charts and pie charts	62.60

Range of Performance of Students who Answered Correctly							
Below 30%		30% - 50%		50% - 75%		Above 75%	
Number	%	Number	%	Number	%	Number	%
76	6.82	192	17.22	539	48.34	308	27.62

Lowest Performing Learning Outcomes (LOs)

- 1 - Uses various algebraic identities in solving problems of daily life (26.93)
- 2 - Finds surface area and volume of cuboidal and cylindrical object (30.34)
- 3 - Finds out approximate area of closed shapes by using unit square grid/graph sheet (46.42)

4 - Generalizes properties of addition, subtraction, multiplication and division of rational numbers through patterns (48.83)

5 - Interprets the division and multiplication of fractions (49.78)